

Scaled data based on original data using  
LM-79-08 Approved Method: Electrical and Photometric Measurements of Solid-  
State Lighting Products

Test Report Prepared for  
Cooper Lighting Solutions  
(formerly Eaton)

Brand: McGRAW-EDISON

Report Number: P385967

Luminaire Tested: **GWC-SA1C-750-U-SL3**

Issue Date: 3/3/2020

**Test Information**

Test Method: LM-79-08  
Report Number: P385967  
TEST IS SCALED FROM IESNA LM-79-08 TEST DATA (G2-1903-205-22)  
Test Lab: INNOVATION CENTER  
Issue Date: 3/3/2020  
Manufacturer: COOPER LIGHTING SOLUTIONS (FORMERLY EATON)  
Product Line: MCGRAW-EDISON  
Catalog Number: GWC-SA1C-750-U-SL3  
Description: GALLEON WALL LUMINAIRE  
(1) 70 CRI, 5000K, 1050mA LIGHTSQUARE WITH 16 LEDS AND TYPE III SPILL  
LIGHT ELIMINATOR OPTICS  
Light Source: -  
Ballast/Driver: ELECTRONIC DRIVER

**Summary**

Lumens per Lamp: N/A  
Luminaire Lumens: 7555 lumens  
Efficiency: N/A  
Efficacy: 128.1 lumens/watt  
Luminous Opening: Rectangular (W 0.5' x L: 0.5' x H: 0')  
IES Classification: Type III - Medium  
BUG Rating: B1 - U0 - G2

Input Watts (W): 59  
Input Voltage (V): NR  
Input Current (A<sub>in</sub>): NR  
Voltage Rise (V): NR  
Power Factor: NR  
Total Harmonic Distortion (THDi): NR  
Frequency (hertz): 60  
Stabilization Time: NR  
Operation Time: NR  
Ambient Temperature (°C): NR  
Test Distance: 24 FT

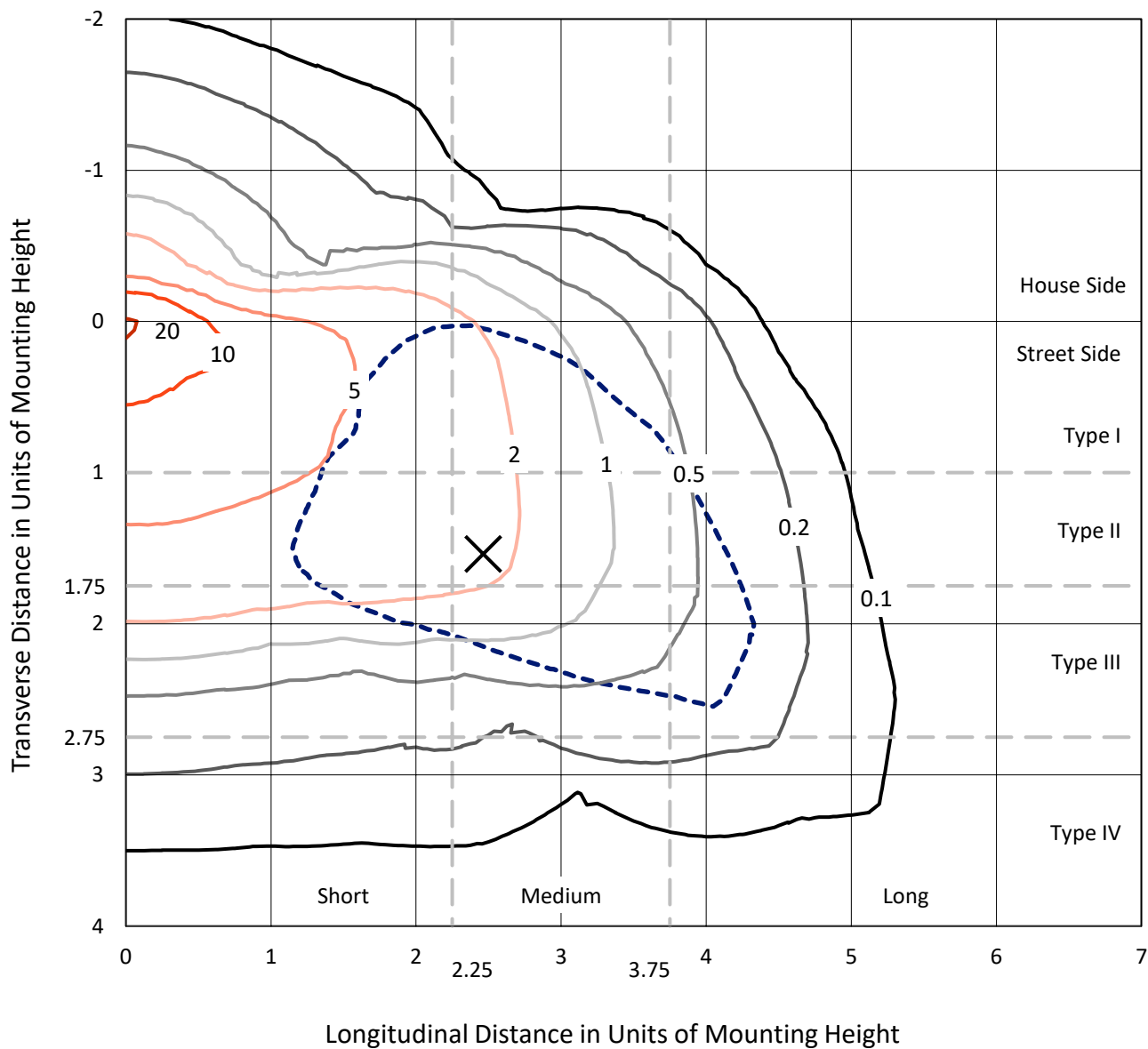


REPORT NUMBER: P385967

CATALOG NUMBER: GWC-SA1C-750-U-SL3

### Iso-Footcandle Lines of Horizontal Illumination

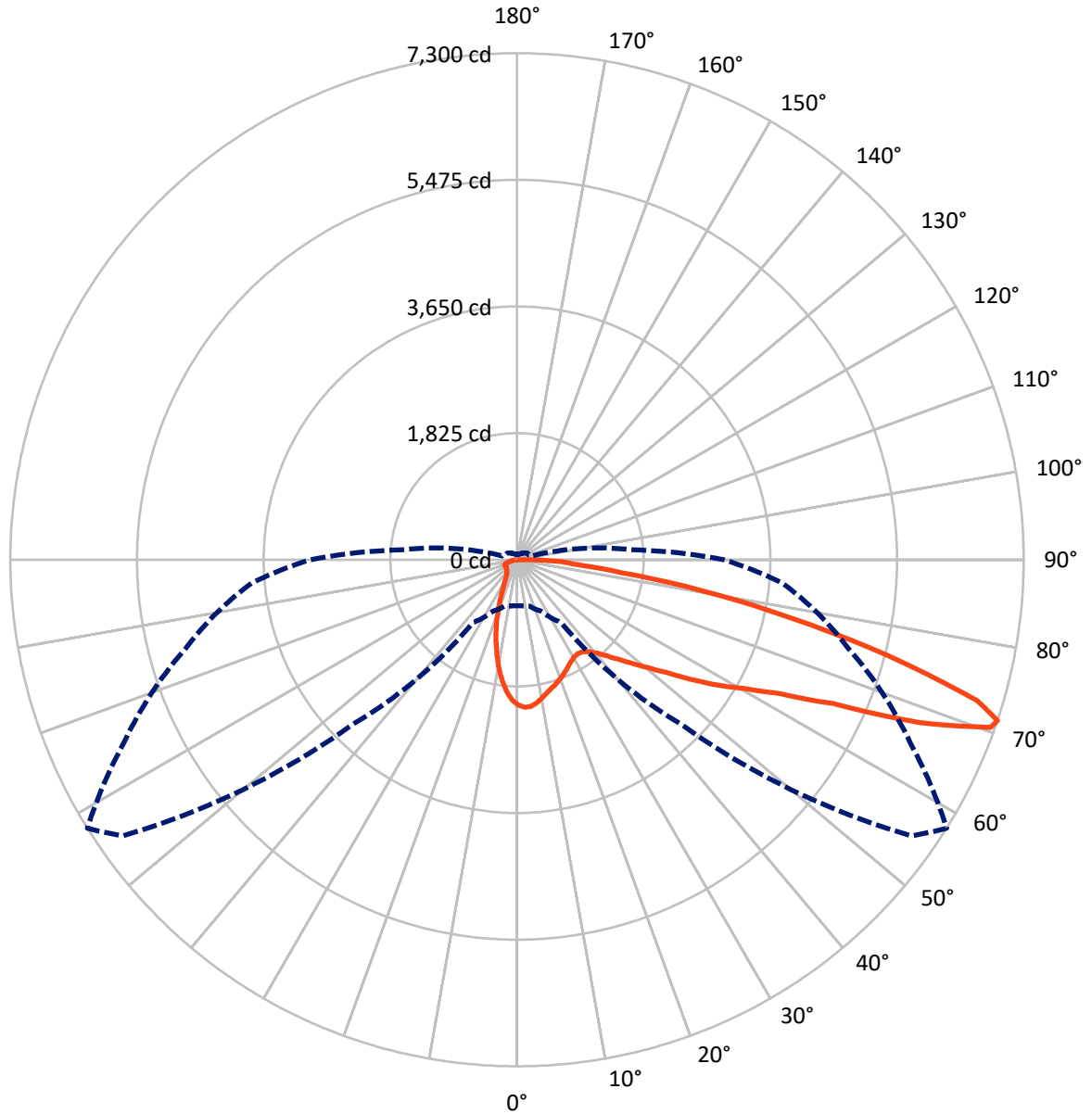
✕ Max cd  
 - - - 1/2 Max cd



Based on 10 foot mounting height. Maximum calculated value = 20.9 fc  
 Type III - Medium - N/A

REPORT NUMBER: P385967  
CATALOG NUMBER: GWC-SA1C-750-U-SL3

### Luminous Intensity Polar Plot



— Vertical Plane Through 58-Deg Lateral    - - - Horizontal Cone Through 71-Deg Vertical

REPORT NUMBER: P385967

CATALOG NUMBER: GWC-SA1C-750-U-SL3

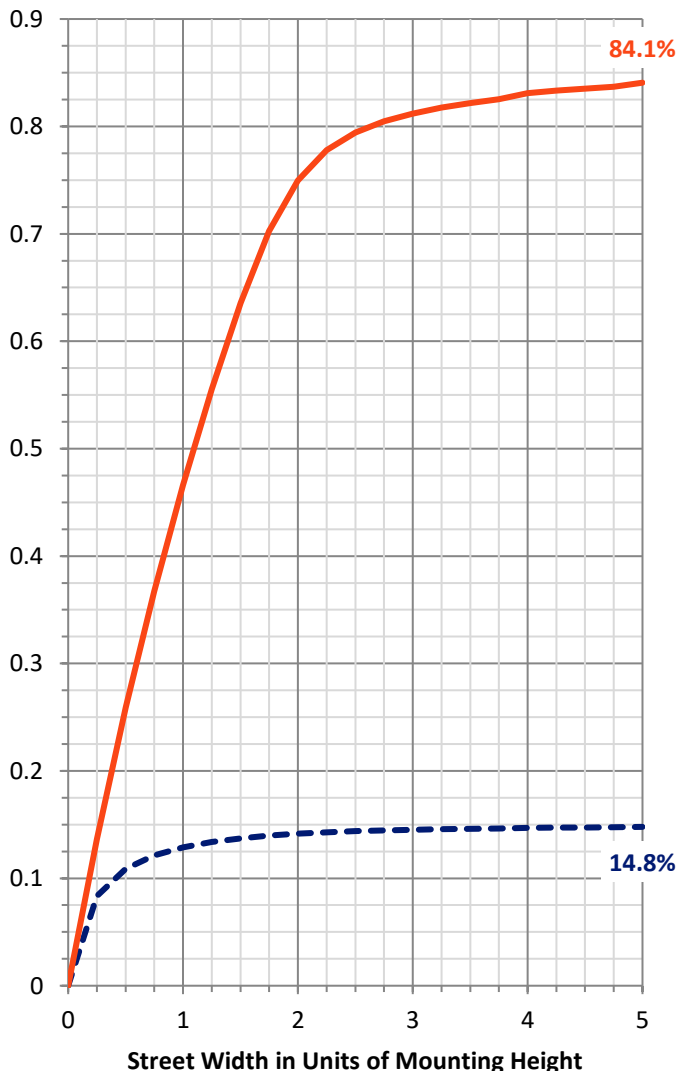
**FLUX DISTRIBUTION:**

		Downward	Upward	Total
<b>House Side</b>	Lumens	1129.5	0.0	1129.5
	% Fixture	15.0	0.0	15.0
<b>Street Side</b>	Lumens	6425.5	0.0	6425.5
	% Fixture	85.0	0.0	85.0
<b>Total</b>	Lumens	7555.0	0.0	7555.0
	% Fixture	100.0	0.0	100.0

**ZONAL LUMENS:**

Zone	Lumens	% Fixture
0°-10°	180.6	2.4
10°-20°	401.5	5.3
20°-30°	510.3	6.8
30°-40°	650.1	8.6
40°-50°	921.8	12.2
50°-60°	1426.5	18.9
60°-70°	1942.0	25.7
70°-80°	1295.6	17.1
80°-90°	226.5	3.0
90°-100°	0.0	0.0
100°-110°	0.0	0.0
110°-120°	0.0	0.0
120°-130°	0.0	0.0
130°-140°	0.0	0.0
140°-150°	0.0	0.0
150°-160°	0.0	0.0
160°-170°	0.0	0.0
170°-180°	0.0	0.0
0°-90°	7555.0	100.0
0°-180°	7555.0	100.0

**Coefficient of Utilization**



REPORT NUMBER: P385967

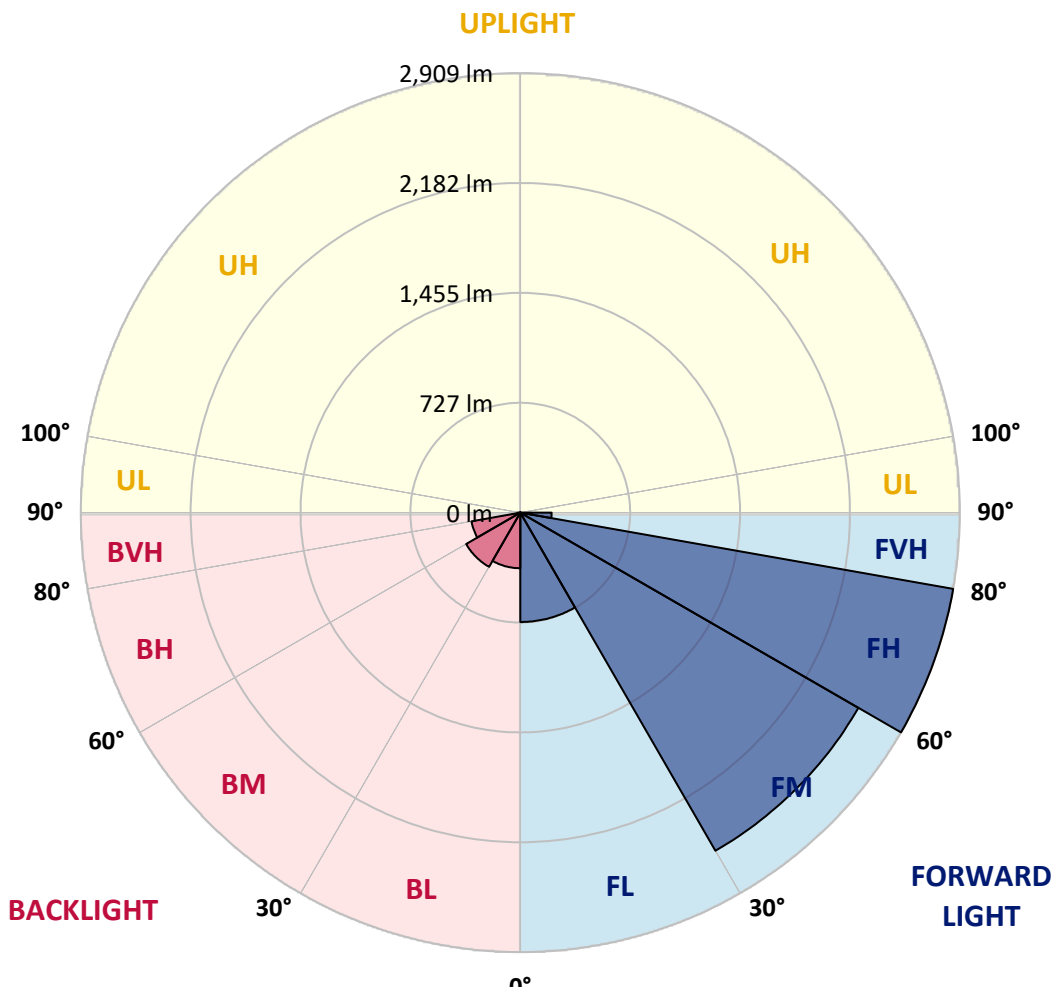
CATALOG NUMBER: GWC-SA1C-750-U-SL3

**LUMINAIRE CLASSIFICATION SYSTEM LUMEN TABLE AND BUG RATING:**

Zone	Lumens	% Fixture	Zone Rating/Lumen Limit		
			B	U	G
FL (0°-30°)	724.3	9.6			
FM (30°-60°)	2584.2	34.2			
FH (60°-80°)	2909.3	38.5			G2/5000
FVH (80°-90°)	207.7	2.7			G2/225
BL (0°-30°)	368.2	4.9	B1/500		
BM (30°-60°)	414.2	5.5	B1/1000		
BH (60°-80°)	328.3	4.3	B1/500		G1/500
BVH (80°-90°)	18.8	0.2			G1/100
UL (90°-100°)	0.0	0.0		U0/0	
UH (100°-180°)	0.0	0.0		U0/0	

**BUG Rating: B1-U0-G2**

Type III Medium





REPORT NUMBER: P385967

CATALOG NUMBER: GWC-SA1C-750-U-SL3

**CANDELA DISTRIBUTION (FULL):**

	0°	5°	15°	25°	35°	45°	55°	58°	65°	75°	85°
0°	2093.2	2093.2	2093.2	2093.2	2093.2	2093.2	2093.2	2093.2	2093.2	2093.2	2093.2
2.5°	2148.8	2145.9	2146.9	2144.8	2139.8	2134.8	2127.5	2128.8	2118.5	2103.2	2084.3
5°	2108.2	2107.2	2115.1	2119.6	2123.2	2120.3	2118.2	2120.9	2105.9	2084.8	2051.9
7.5°	2023.2	2011.7	2021.7	2036.7	2050.9	2061.7	2075.9	2077.7	2068.2	2046.1	2003.0
10°	1902.4	1891.4	1906.1	1929.5	1958.0	1983.8	2012.4	2017.7	2019.6	1999.6	1947.2
12.5°	1777.2	1768.8	1783.5	1816.4	1863.5	1903.2	1949.0	1956.9	1973.2	1959.8	1895.6
15°	1665.1	1661.9	1679.8	1712.2	1766.4	1827.2	1893.2	1907.7	1935.3	1930.9	1855.3
17.5°	1568.2	1567.4	1581.1	1615.1	1675.1	1751.9	1837.7	1862.2	1903.2	1908.5	1822.2
20°	1496.1	1494.5	1504.0	1529.0	1590.9	1678.0	1777.7	1811.4	1870.6	1889.0	1788.0
22.5°	1457.4	1457.2	1457.4	1469.3	1519.8	1600.9	1719.3	1760.3	1838.8	1873.5	1750.1
25°	1450.8	1450.1	1444.3	1443.0	1471.6	1536.4	1661.4	1706.6	1808.5	1862.7	1714.0
27.5°	1468.0	1469.0	1461.4	1449.0	1454.8	1494.0	1611.1	1659.5	1784.3	1860.6	1689.0
30°	1503.5	1503.0	1496.4	1483.5	1472.2	1478.2	1575.3	1623.7	1768.0	1869.8	1671.9
32.5°	1542.7	1545.6	1544.3	1537.2	1520.3	1496.1	1564.5	1611.9	1763.2	1891.9	1664.5
35°	1589.8	1593.0	1602.4	1608.0	1588.2	1549.3	1587.7	1628.7	1776.9	1933.5	1676.4
37.5°	1634.5	1642.7	1669.3	1692.7	1675.9	1632.4	1649.3	1678.5	1819.3	1999.0	1708.2
40°	1686.1	1693.2	1736.6	1786.4	1783.8	1738.8	1748.5	1768.0	1894.0	2093.0	1765.9
42.5°	1736.9	1751.1	1814.0	1884.5	1904.8	1865.1	1880.6	1890.9	1999.3	2217.5	1866.4
45°	1804.5	1819.8	1907.2	1992.2	2039.6	2017.2	2041.9	2045.9	2131.7	2386.9	2012.4
47.5°	1906.9	1924.3	2026.1	2115.3	2187.7	2190.1	2230.9	2229.3	2296.9	2580.9	2196.4
50°	2066.4	2091.4	2174.8	2258.2	2346.1	2395.1	2449.6	2441.9	2495.1	2787.5	2408.3
52.5°	2275.4	2286.9	2348.8	2410.4	2519.6	2629.3	2707.5	2700.6	2719.8	2999.9	2648.8
55°	2491.9	2500.6	2526.2	2559.8	2706.7	2885.6	3050.9	3040.1	2991.4	3220.4	2886.4
57.5°	2686.7	2704.3	2721.9	2735.9	2895.1	3153.5	3402.2	3403.0	3286.2	3458.3	3132.0
60°	2716.9	2732.5	2849.1	2959.1	3217.5	3510.9	3778.3	3770.4	3591.2	3716.5	3405.7
62.5°	2401.7	2436.7	2631.4	2924.1	3528.0	4164.6	4258.1	4248.3	3955.9	4034.6	3724.4
65°	1721.1	1760.9	1995.9	2435.6	3377.5	4884.9	5123.9	4992.8	4453.3	4426.0	4097.5
67.5°	992.9	1002.4	1104.3	1457.4	2571.7	4922.6	6444.7	6261.3	5225.7	4869.9	4280.2
70°	734.2	734.0	758.2	896.9	1391.6	4017.5	7072.9	7237.4	6038.9	5016.0	4022.0
71°	664.0	664.8	691.9	816.3	1102.1	3362.8	6939.5	7299.5	6253.1	4943.9	3835.2
72.5°	567.9	570.5	608.2	732.1	927.1	2319.0	6364.7	6926.9	6354.7	4766.0	3542.8
75°	430.8	436.9	489.0	617.1	847.4	1176.1	4671.2	5531.3	5645.2	4205.4	2632.5
77.5°	307.4	314.2	373.2	519.0	805.6	886.4	3128.3	4034.6	4154.4	2695.1	1187.4
80°	194.2	202.4	246.9	412.9	756.9	841.6	1965.9	2711.9	2265.4	862.4	302.1
82.5°	114.0	120.3	153.2	269.7	618.2	810.6	1156.6	1503.2	881.6	260.5	137.4
85°	66.1	69.0	95.5	171.8	449.0	765.0	849.8	840.3	382.6	127.4	65.0
87.5°	30.8	34.2	56.6	89.7	249.2	554.5	671.6	580.3	237.9	59.7	30.5
90°	0.0	0.0	0.0	0.0	0.0	0.0	0.0	0.0	0.0	0.0	0.0



REPORT NUMBER: P385967  
 CATALOG NUMBER: GWC-SA1C-750-U-SL3

**CANDELA DISTRIBUTION (continued):**

	90°	95°	105°	115°	125°	135°	145°	155°	165°	175°	180°
0°	2093.2	2093.2	2093.2	2093.2	2093.2	2093.2	2093.2	2093.2	2093.2	2093.2	2093.2
2.5°	2075.1	2070.6	2051.9	2035.3	2018.0	1995.3	1970.3	1967.2	1951.9	1954.8	1949.6
5°	2034.0	2022.7	1977.7	1936.9	1888.8	1845.6	1798.8	1777.2	1746.1	1744.0	1736.1
7.5°	1975.3	1954.3	1884.5	1807.2	1729.8	1656.1	1583.2	1535.3	1486.4	1465.6	1463.7
10°	1909.3	1873.5	1770.9	1656.4	1544.8	1437.2	1332.9	1255.8	1186.4	1153.5	1152.2
12.5°	1846.7	1793.8	1653.0	1497.2	1344.5	1205.0	1062.1	960.8	873.7	844.5	832.1
15°	1793.5	1719.0	1538.2	1339.0	1153.7	960.0	797.4	690.8	610.3	582.4	577.1
17.5°	1741.9	1646.1	1420.6	1179.3	955.3	742.4	579.5	500.3	457.4	446.1	445.8
20°	1690.6	1571.1	1297.7	1015.8	763.5	555.3	445.5	410.0	395.5	394.2	392.1
22.5°	1632.4	1491.6	1168.5	851.9	595.8	436.6	378.7	364.5	362.6	367.4	367.4
25°	1578.0	1412.7	1037.4	691.3	463.4	364.2	338.2	335.3	340.3	348.7	349.5
27.5°	1527.2	1336.6	909.5	548.7	371.3	320.8	310.0	313.4	322.4	332.1	332.4
30°	1485.3	1264.8	785.3	432.4	313.7	288.4	286.6	293.4	303.2	310.8	312.6
32.5°	1453.0	1203.5	665.3	347.6	276.1	264.2	265.8	271.6	277.6	281.9	284.7
35°	1438.0	1150.8	554.5	293.2	252.1	245.5	247.6	250.8	253.4	256.6	259.0
37.5°	1440.6	1110.0	455.5	259.2	236.1	232.6	232.6	232.6	232.6	234.2	234.5
40°	1465.1	1086.6	375.0	237.6	225.3	221.6	218.7	216.1	214.0	215.0	214.5
42.5°	1527.7	1084.5	316.1	224.0	216.6	210.5	204.7	201.1	198.4	199.5	200.0
45°	1634.0	1110.8	276.3	214.2	208.4	199.2	191.8	187.9	186.1	189.5	190.0
47.5°	1771.6	1168.2	252.1	207.1	200.8	188.7	180.8	177.1	177.6	182.6	184.0
50°	1949.0	1261.4	240.5	202.6	195.5	179.7	171.6	168.4	170.0	177.1	178.7
52.5°	2143.8	1395.6	241.9	201.3	192.1	173.2	164.5	160.8	163.4	170.0	171.3
55°	2368.5	1556.9	263.7	203.2	187.1	169.0	158.7	152.4	154.5	160.5	161.6
57.5°	2618.3	1741.6	307.6	202.6	180.8	165.0	152.6	143.2	144.7	148.4	149.5
60°	2878.3	1964.8	375.8	204.2	177.9	160.3	144.5	132.6	132.1	135.3	135.8
62.5°	3190.4	2223.0	453.7	205.3	179.7	154.2	133.7	122.1	120.5	121.3	121.8
65°	3512.0	2409.8	424.5	201.1	185.5	149.2	124.2	111.8	109.0	108.4	108.7
67.5°	3522.0	2209.6	297.6	192.6	187.9	146.6	117.1	103.2	98.4	96.6	96.3
70°	3158.5	1795.1	231.9	183.7	178.4	142.4	110.5	96.1	89.0	86.1	85.8
71°	2981.2	1652.4	219.7	179.2	171.3	138.2	107.6	92.9	85.5	82.4	81.8
72.5°	2703.0	1481.4	205.0	172.1	157.6	127.4	102.1	88.4	80.8	77.1	76.3
75°	1939.8	968.7	176.1	153.4	130.5	101.6	89.5	79.5	72.9	68.4	67.9
77.5°	747.4	385.5	133.2	127.6	100.0	79.5	73.7	68.7	63.9	59.5	59.2
80°	231.1	172.4	97.1	96.1	72.4	59.2	57.4	56.1	54.2	49.5	48.4
82.5°	123.4	99.0	66.8	62.1	47.4	39.5	41.6	42.1	42.4	37.4	36.8
85°	58.9	52.4	37.6	35.3	27.6	22.1	25.5	27.6	27.9	22.9	21.3
87.5°	28.2	27.4	17.6	13.4	10.3	7.4	8.9	11.1	12.1	8.7	7.6
90°	0.0	0.0	0.0	0.0	0.0	0.0	0.0	0.0	0.0	0.0	0.0



Signify Classified - Internal  
Cooper Lighting Solutions Photometric Lab  
1121 Highway 74 South  
Peachtree City, GA 30269

Scaled Data Report



Report Generated By 670245982

Signify Classified - Internal  
Cooper Lighting Solutions Photometric Lab  
1121 Highway 74 South  
Peachtree City, GA 30269

Scaled Data Report



Signify Classified - Internal  
Cooper Lighting Solutions Photometric Lab  
1121 Highway 74 South  
Peachtree City, GA 30269

Scaled Data Report



Signify Classified - Internal  
Cooper Lighting Solutions Photometric Lab  
1121 Highway 74 South  
Peachtree City, GA 30269

Scaled Data Report



Signify Classified - Internal  
Cooper Lighting Solutions Photometric Lab  
1121 Highway 74 South  
Peachtree City, GA 30269

Scaled Data Report



--- HS — SS

Signify Classified - Internal  
Cooper Lighting Solutions Photometric Lab  
1121 Highway 74 South  
Peachtree City, GA 30269

Scaled Data Report



u

Signify Classified - Internal  
Cooper Lighting Solutions Photometric Lab  
1121 Highway 74 South  
Peachtree City, GA 30269

Scaled Data Report



Signify Classified - Internal  
Cooper Lighting Solutions Photometric Lab  
1121 Highway 74 South  
Peachtree City, GA 30269

Scaled Data Report



(END OF REPORT)